



# EFFECT OF THE PANDEMIC ON AGRICULTURE

## HOW ARE OUR FARMERS?

**SCOPE: 180 FARMERS SURVEYED IN  
KHULNA AND BARISHAL DIVISIONS**

**SURVEY PERIOD: 16<sup>TH</sup> MAY - 9<sup>TH</sup> JUNE**

**SAMPLING METHOD: CONVENIENCE  
SAMPLING**

**SURVEY METHOD: PHONE INTERVIEW**

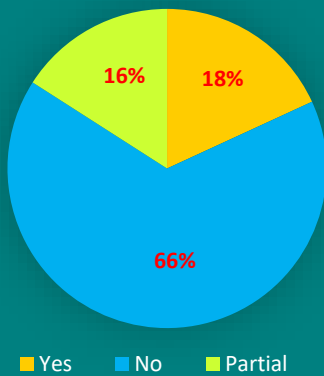


Sample Farmer: **90**  
From KHULNA  
DIVISION

Sample Farmer: **90**  
From BARISHAL  
DIVISION

# CULTIVATION STATUS

Crop in the field



Crop type (in the field)



Most farmers just harvested a major crop i.e. Boro

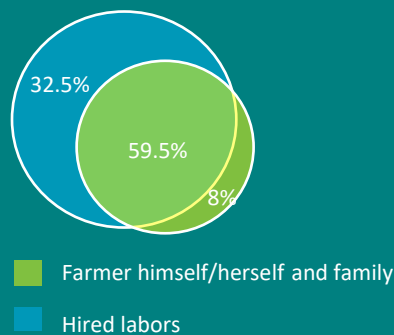
# LABOR CONDITION

92% farmers depend on hired labors, fully or partially

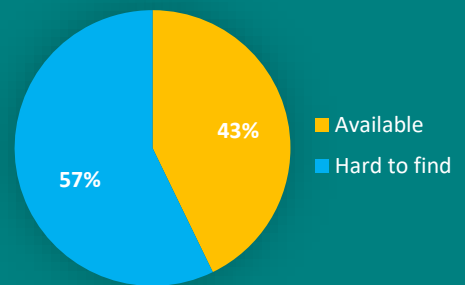
57% farmers reported that labors are hard to find while

93% informed that labor cost increased

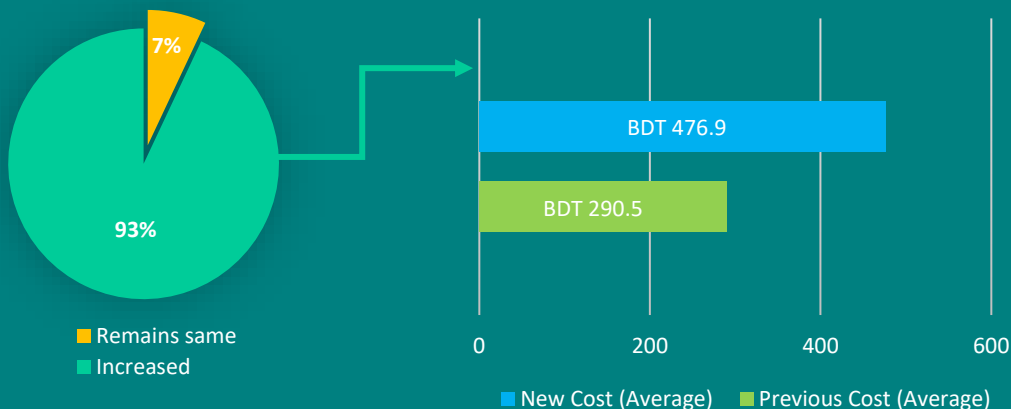
Land Cultivated By



Labor Availability



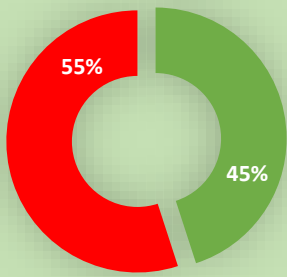
Labor Cost



Average labor cost increased by **BDT 186.4**

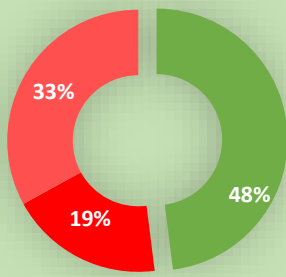
# SAFETY & HYGIENE AWARENESS

Fear of COVID-19



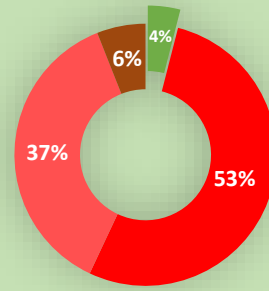
■ Yes ■ No

Usage of Mask



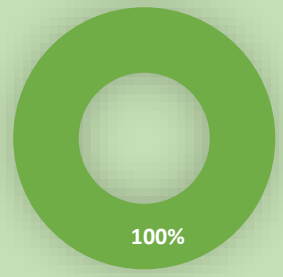
■ Use  
 ■ Do not use (feel uncomfortable)  
 ■ Do not use (feel hot)

Usage of Gloves



■ Use  
 ■ Do not use (feel uncomfortable)  
 ■ Do not use (feel hot)  
 ■ Do not have any

Maintaining Distance During Work



■ Yes ■ No

During field work

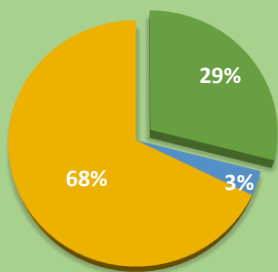
**52%** farmers do not wear mask

**96%** do not use gloves

**100%** maintain social distancing

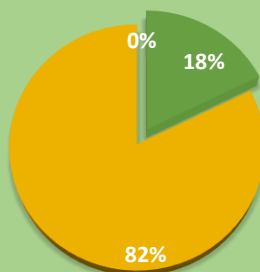
# AVAILABILITY OF NECESSARY AGRI-SERVICES

Input Retail Stores Stay Open (Neighborhood)



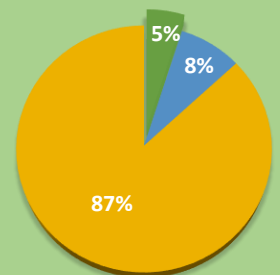
■ Yes ■ No ■ Partially

Input Retail Stores Stay Open (Local small market)



■ Yes ■ No ■ Partially

Input Retail Stores Stay Open (Local large market)

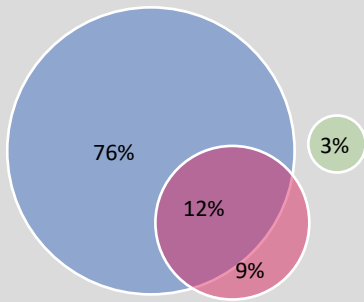


■ Yes ■ No ■ Partially

**68%** neighborhood retail shops remain partially open

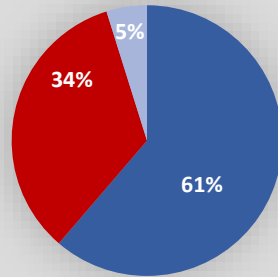
# AVAILABILITY OF NECESSARY AGRICULTURAL SERVICES

From where they buy inputs



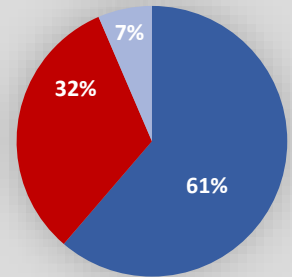
- Neighborhood Retail Stores
- Retail Stores in Local Small Market
- Retail Stores in Local Large Market

Visit of Government Extension Officials



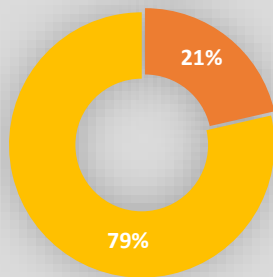
- Visit but not like before
- Come as usual
- Never visited

Visit of Input Company Representatives



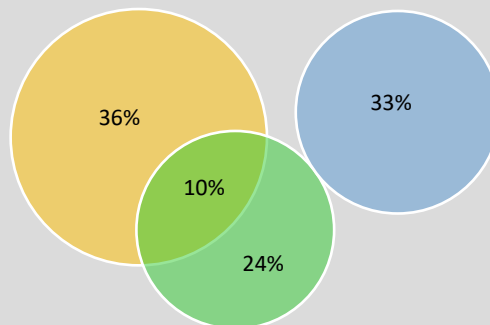
- Visit but not like before
- Come as usual
- Never visited

Get Advice from Government Officials/ Input Company



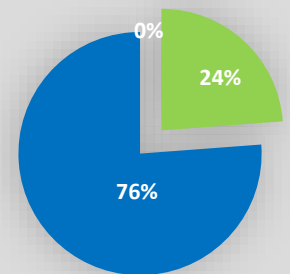
- Yes
- No

Take Advice From



- Lead farmers
- Input seller
- Other farmers

Satisfaction Level



- Fully satisfied
- Fairly satisfied
- Not Satisfied

**88%** depend on neighborhood retailers for input

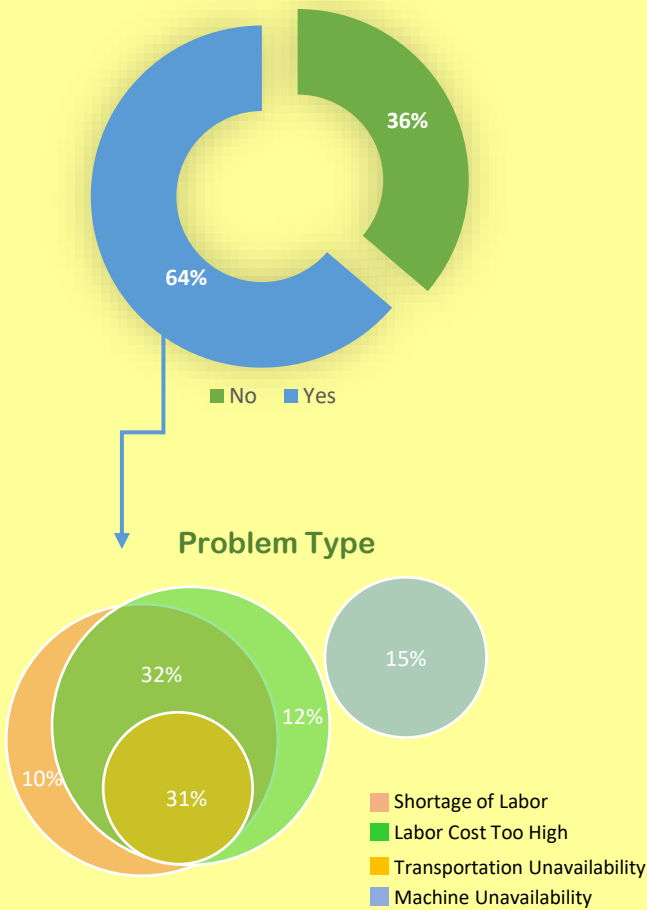
**61%** reported that extension service decreased

**79%** do not have access to any extension service

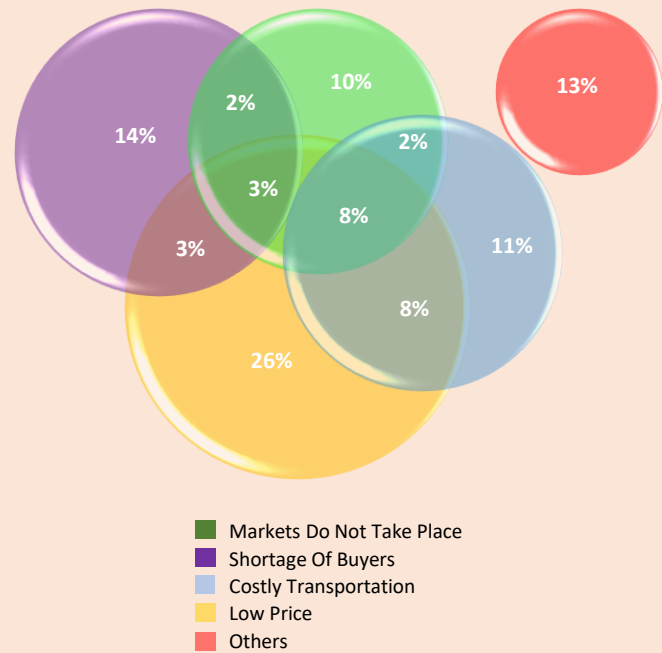
All farmers receiving advice from public or private extension service are either fairly satisfied or fully satisfied

# HARVEST AND SALE OF PRODUCE (FARMERS ALREADY HARVESTED)

## Faced Problems During Harvesting




## Faced Problems During Sale of Crops

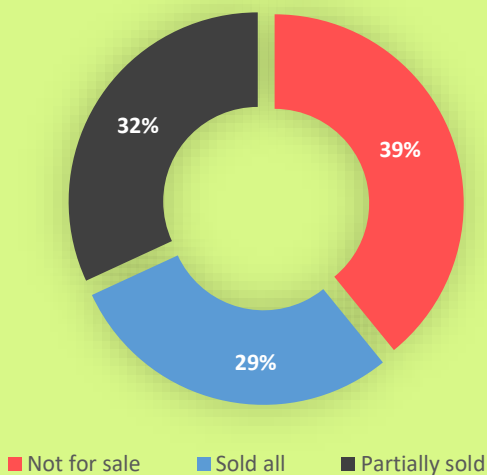


## Price Variance

(average of all crops is considered as price)



## Crop Sale Status



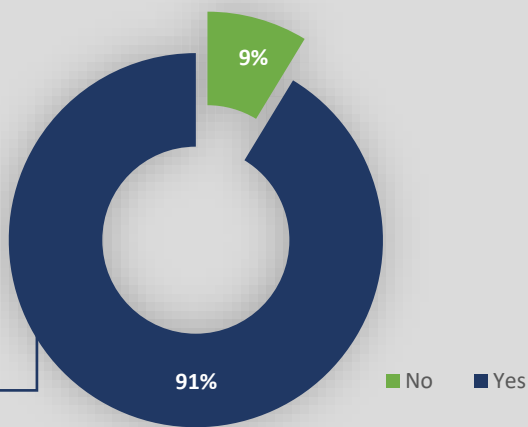
**64%** faced problem due to the pandemic

Labor shortage and cost were the major problems during harvest

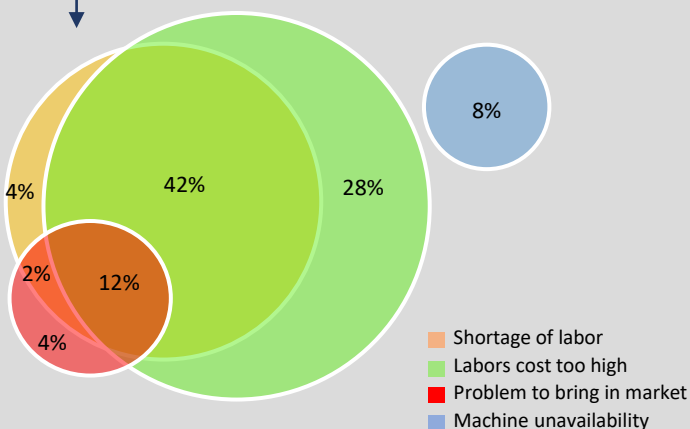
Low price of the produce is the major problem followed by no market taking place

# HARVEST AND SALE OF PRODUCE (FARMERS THAT ARE YET TO HARVEST)

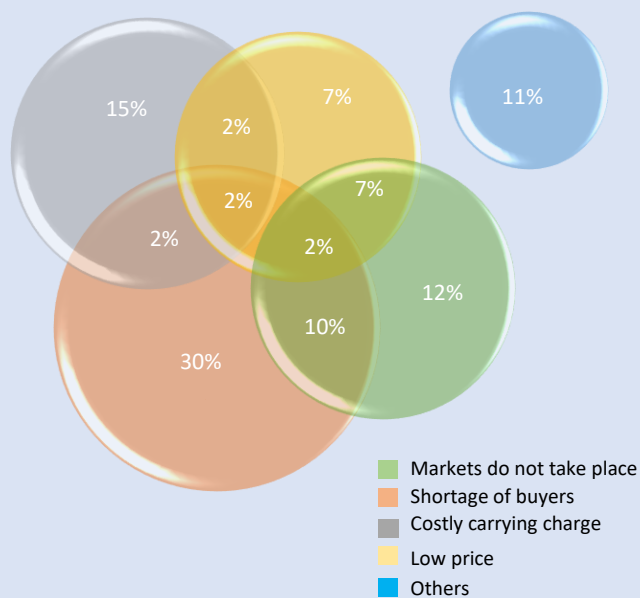
## Anticipate facing problem in harvesting



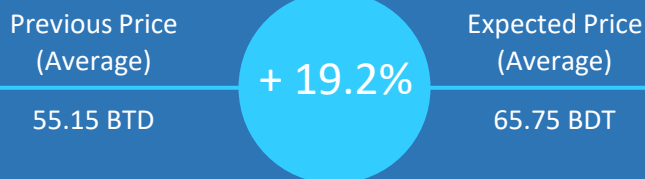
### Problem Type



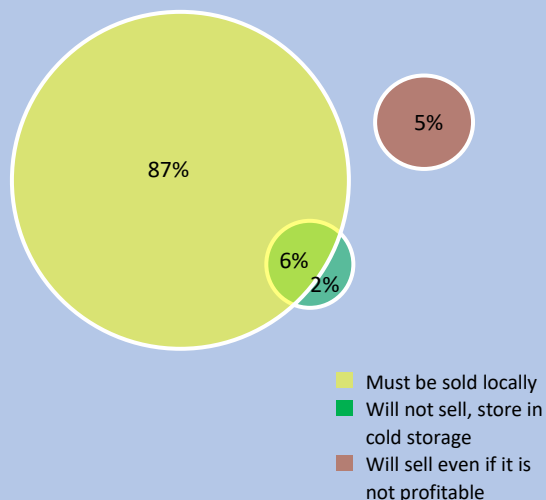
## Problems to face in selling crops



## Price variation



## Probable Selling Place



**82%** anticipate that there will be a problem with labor shortage and/or labor cost

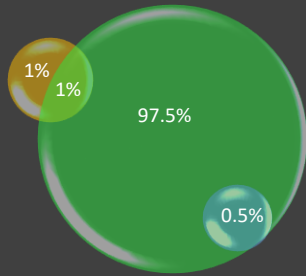
**93%** plan to sell to local markets

**63%** anticipate that they will face problem selling the produce due to shortage of buyer and/or markets may not take place

On an average, farmers think that market price would increase by **19%**

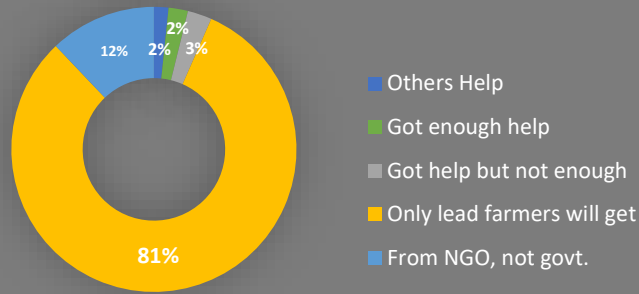
# GOVERNMENT SUPPORT

## Knowledge of Government Support



- Rice and pulses as official relief
- Agricultural loan
- Agricultural machinery such as harvesters
- Other help

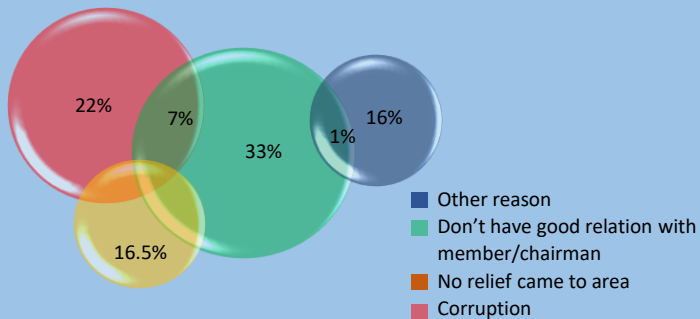
## Received/Hope to Receive Support



- Others Help
- Got enough help
- Got help but not enough
- Only lead farmers will get
- From NGO, not govt.

Only **2%** reported that they received sufficient support

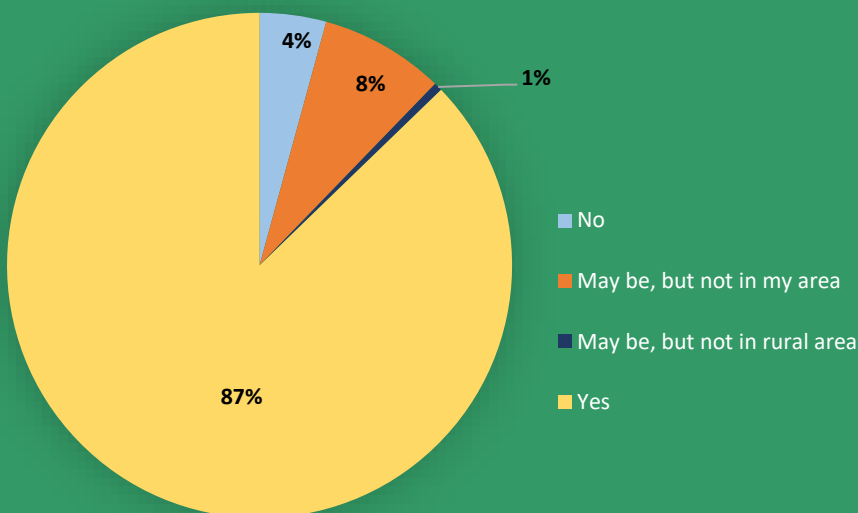
## Reasons for not receiving help



- Other reason
- Don't have good relation with member/chairman
- No relief came to area
- Corruption

**44%** identified no political affiliation as the cause for not getting any government support

## Is Government Doing Good with Support to Farmers?



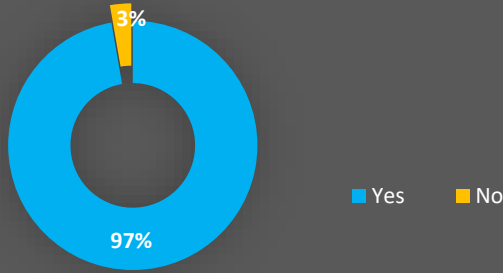
- No
- May be, but not in my area
- May be, but not in rural area
- Yes

**87%** think that government is doing a good job in supporting farmers



# FOOD HABIT

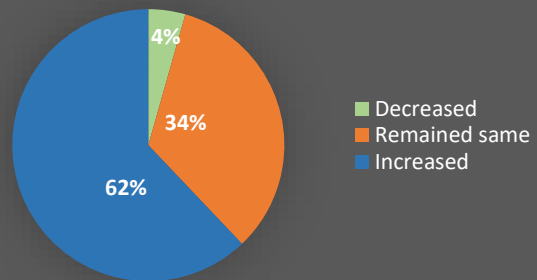
## Availability of Vegetables, Fish and Meat in Local Market



**97%** reported that essential food items are available in local market

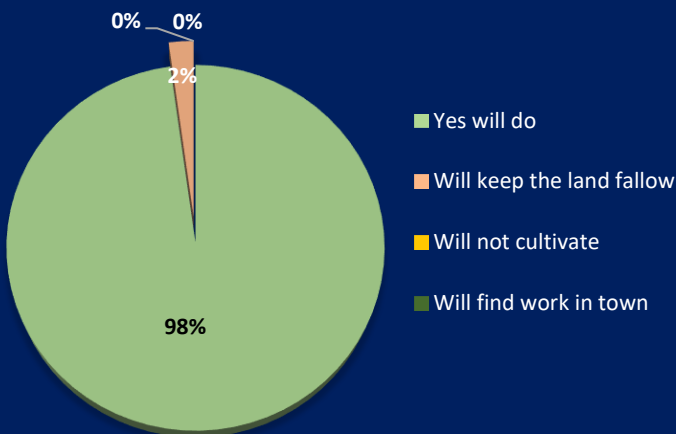
**62%** reported that price of essential food items increased

## Pricing

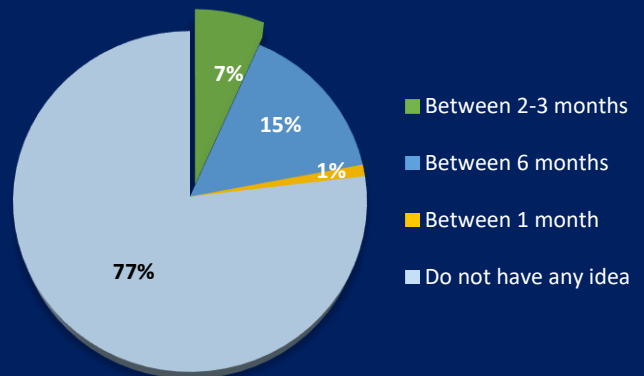


# PLAN FOR NEXT SEASON

## Will you cultivate land next season?



## When COVID-19 Situation will Improve?



**98%** farmers plan to cultivate in the next season

**77%** could not even think of how long this pandemic may stay

## RESEARCH TEAM MEMBERS

### **Shah Mohammad Mushfiqur Rahman**

Director of e-Agriculture, mPower

### **Masudur Rahman**

ICT Field Coordinator, AESA, mPower

### **Kazi Jawoad Hossain**

Partnership and Business Development Coordinator, e-Agriculture, mPower

### **Himel Baidya**

Associate, Agriculture Product Innovation, mPower

## ACKNOWLEDGEMENT

Our special thanks to the participating farmers who were kind enough to give time for the interviews. We also acknowledge the tremendous hard work of our enumerators in completing the survey amid several constraints.